

Newcastle East Public School

A GUIDE FOR TEACHERS LEARNING FROM HOME

ONLINE PRESENCE

Establish routines for maintaining your online presence on Teams, Seesaw and Google Classroom

ZOOM


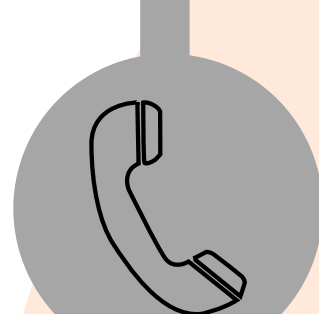

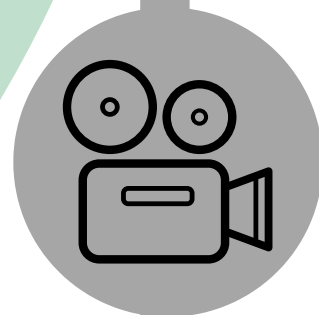

Schedule regular Zoom sessions on the weekly timetable for check-ins, explicit instructions or group work

LEARNING INTENTIONS

Develop and clearly state learning intentions for core learning tasks assigned in Seesaw or Google Classroom. Provide clear steps/criteria for achieving success

PHONE CONTACT

Timetable weekly phone call with families of concern, checking on well-being and any issues they may be having (if necessary)



SHAREPOINT / TEAMS

Share your warm-ups, programs and overviews on Teams to promote collaboration

SEESAW / GOOGLE CLASSROOM

Use Seesaw / Google Classroom as a regular point of contact with students and parents. Assign daily tasks for students to complete.

STUDENT CHECK-INS

Schedule a Seesaw / Google Classroom / Zoom daily check-ins for attendance. Regularly incorporate a well-being component into check-ins. Mark rolls on Sentral by 9.30

ADAPTIVE LEARNING

Set regular tasks with clear criteria for success. Establish systems for task engagement

STAFF CHECK-INS

Log into Sentral each day. Maintain daily communication via Zoom or NEPS Teams drive

